

Scaled data based on original data using
LM-79-08 Approved Method: Electrical and Photometric Measurements of Solid-
State Lighting Products

Test Report Prepared for
Cooper Lighting Solutions
(formerly Eaton)

Brand: McGRAW-EDISON

Report Number: P386566

Luminaire Tested: **GWC-SA2B-727-U-T3-HSS**

Issue Date: 3/3/2020

Test Information

Test Method: LM-79-08
Report Number: P386566
TEST IS SCALED FROM IESNA LM-79-08 TEST DATA (G2-1903-205-15)
Test Lab: INNOVATION CENTER
Issue Date: 3/3/2020
Manufacturer: COOPER LIGHTING SOLUTIONS (FORMERLY EATON)
Product Line: MCGRAW-EDISON
Catalog Number: GWC-SA2B-727-U-T3-HSS
Description: GALLEON WALL LUMINAIRE
(2) 70 CRI, 2700K, 800mA LIGHTSQUARES WITH 16 LEDS EACH AND TYPE III OPTICS WITH HOUSE SIDE SHIELD
Light Source: -
Ballast/Driver: ELECTRONIC DRIVER

Summary

Lumens per Lamp: N/A
Luminaire Lumens: 7270 lumens
Efficiency: N/A
Efficacy: 84.5 lumens/watt
Luminous Opening: Rectangular (W 1' x L: 0.5' x H: 0')
IES Classification: Type III - Short
BUG Rating: B1 - U0 - G2

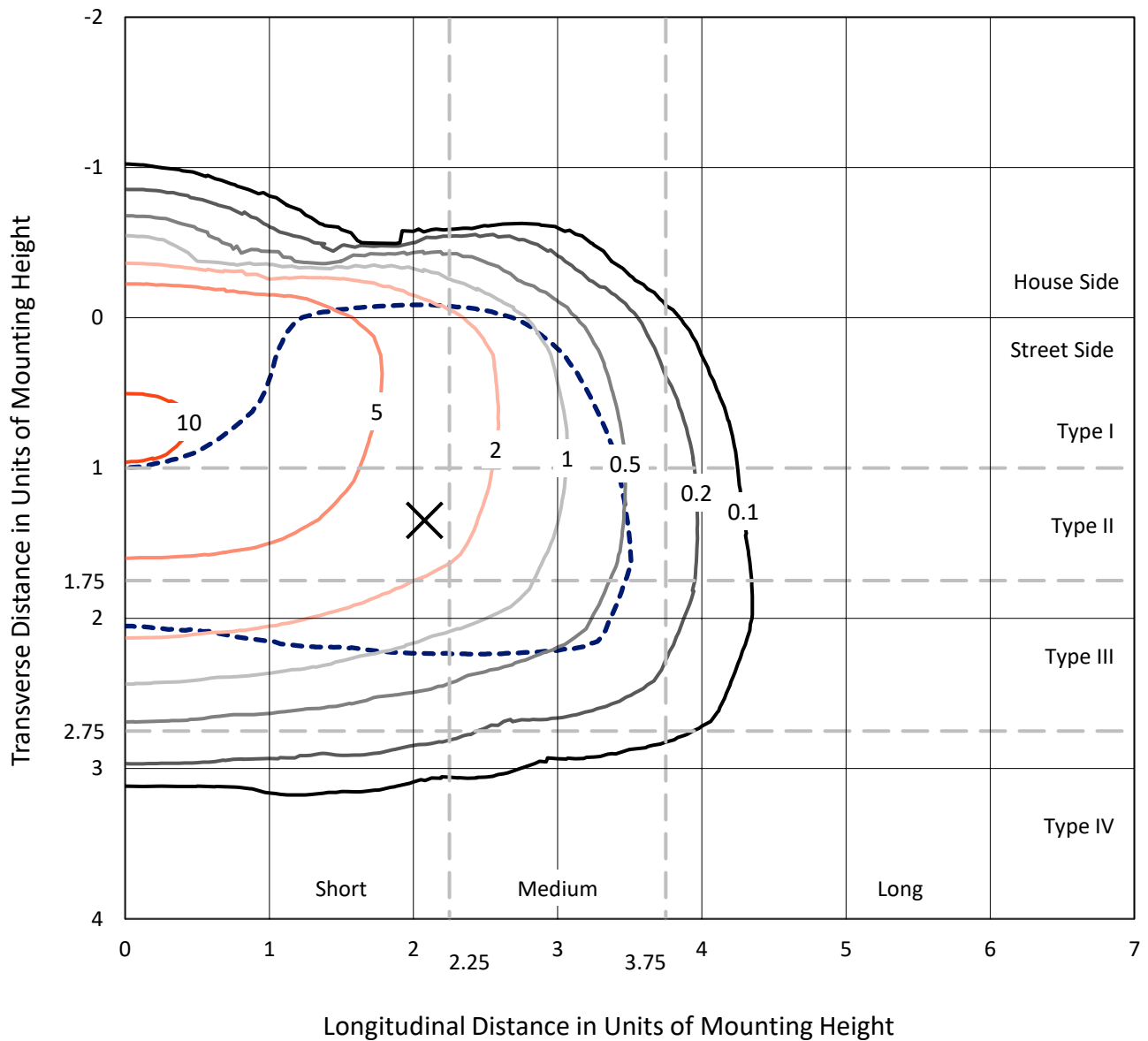
Input Watts (W): 86
Input Voltage (V): NR
Input Current (A_{in}): NR
Voltage Rise (V): NR
Power Factor: NR
Total Harmonic Distortion (THDi): NR
Frequency (hertz): 60
Stabilization Time: NR
Operation Time: NR
Ambient Temperature (°C): NR
Test Distance: 24 FT



REPORT NUMBER: P386566
 CATALOG NUMBER: GWC-SA2B-727-U-T3-HSS

Iso-Footcandle Lines of Horizontal Illumination

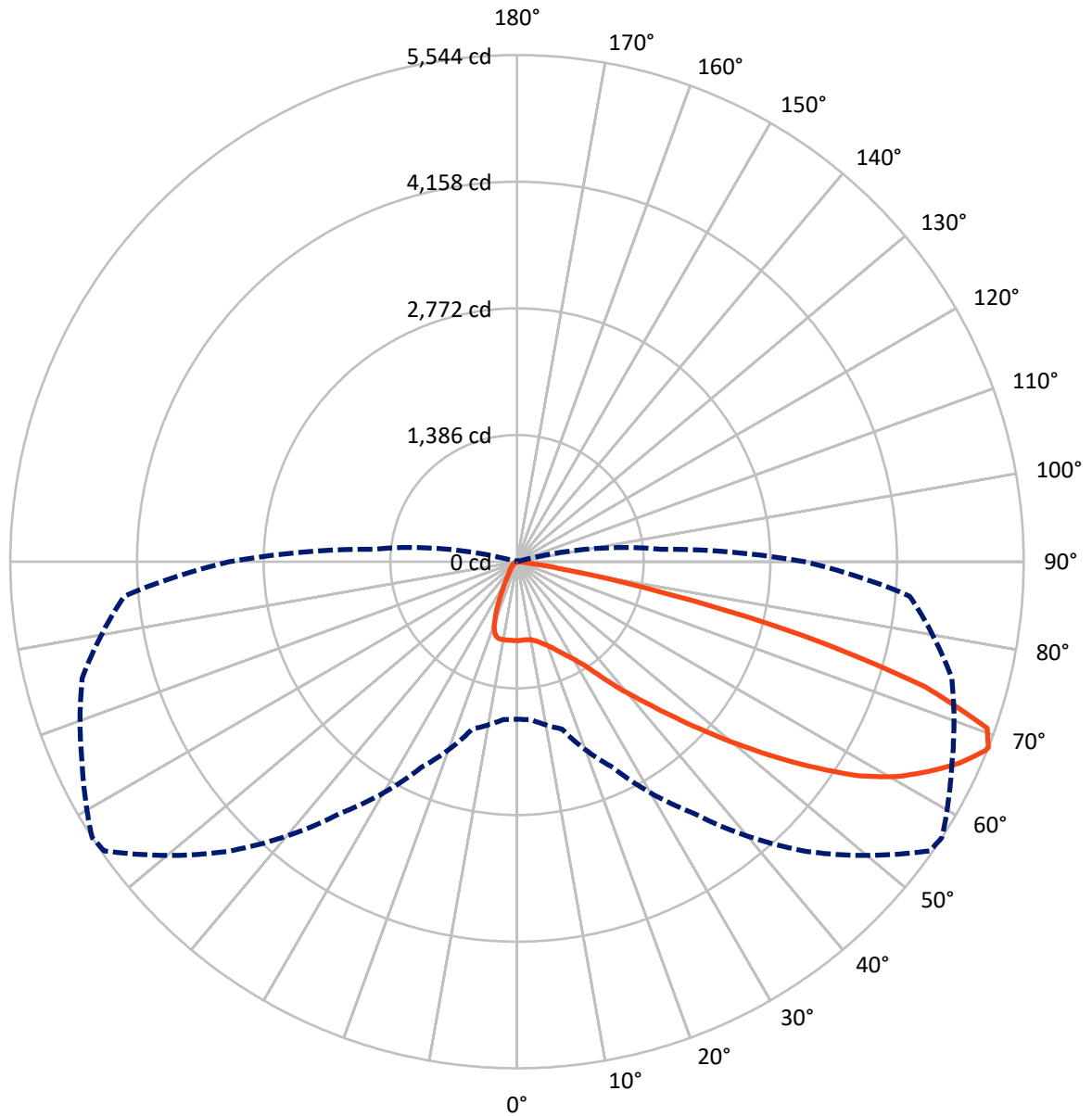
✕ Max cd
 - - - 1/2 Max cd



Based on 10 foot mounting height. Maximum calculated value = 11.1 fc
 Type III - Short - N/A

REPORT NUMBER: P386566
CATALOG NUMBER: GWC-SA2B-727-U-T3-HSS

Luminous Intensity Polar Plot



— Vertical Plane Through 57-Deg Lateral - - - Horizontal Cone Through 68-Deg Vertical



REPORT NUMBER: P386566

CATALOG NUMBER: GWC-SA2B-727-U-T3-HSS

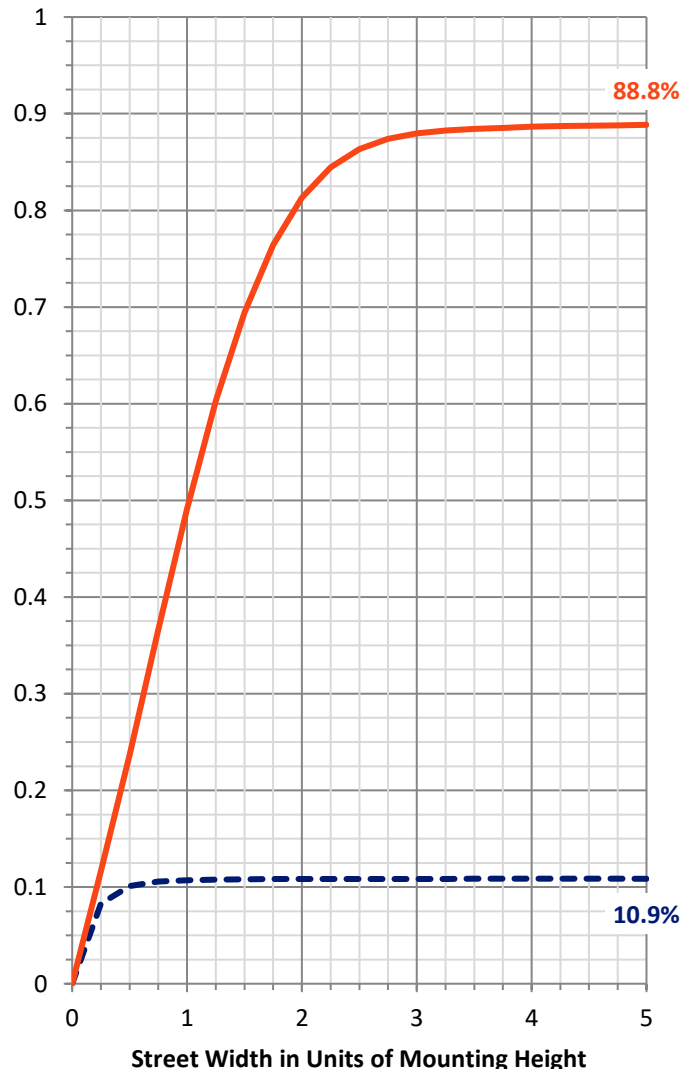
FLUX DISTRIBUTION:

		Downward	Upward	Total
House Side	Lumens	797.2	0.0	797.2
	% Fixture	11.0	0.0	11.0
Street Side	Lumens	6472.8	0.0	6472.8
	% Fixture	89.0	0.0	89.0
Total	Lumens	7270.0	0.0	7270.0
	% Fixture	100.0	0.0	100.0

Coefficient of Utilization

ZONAL LUMENS:

Zone	Lumens	% Fixture
0°-10°	80.8	1.1
10°-20°	224.0	3.1
20°-30°	386.5	5.3
30°-40°	667.0	9.2
40°-50°	1141.0	15.7
50°-60°	1825.4	25.1
60°-70°	2109.1	29.0
70°-80°	805.9	11.1
80°-90°	30.2	0.4
90°-100°	0.0	0.0
100°-110°	0.0	0.0
110°-120°	0.0	0.0
120°-130°	0.0	0.0
130°-140°	0.0	0.0
140°-150°	0.0	0.0
150°-160°	0.0	0.0
160°-170°	0.0	0.0
170°-180°	0.0	0.0
0°-90°	7270.0	100.0
0°-180°	7270.0	100.0



REPORT NUMBER: P386566

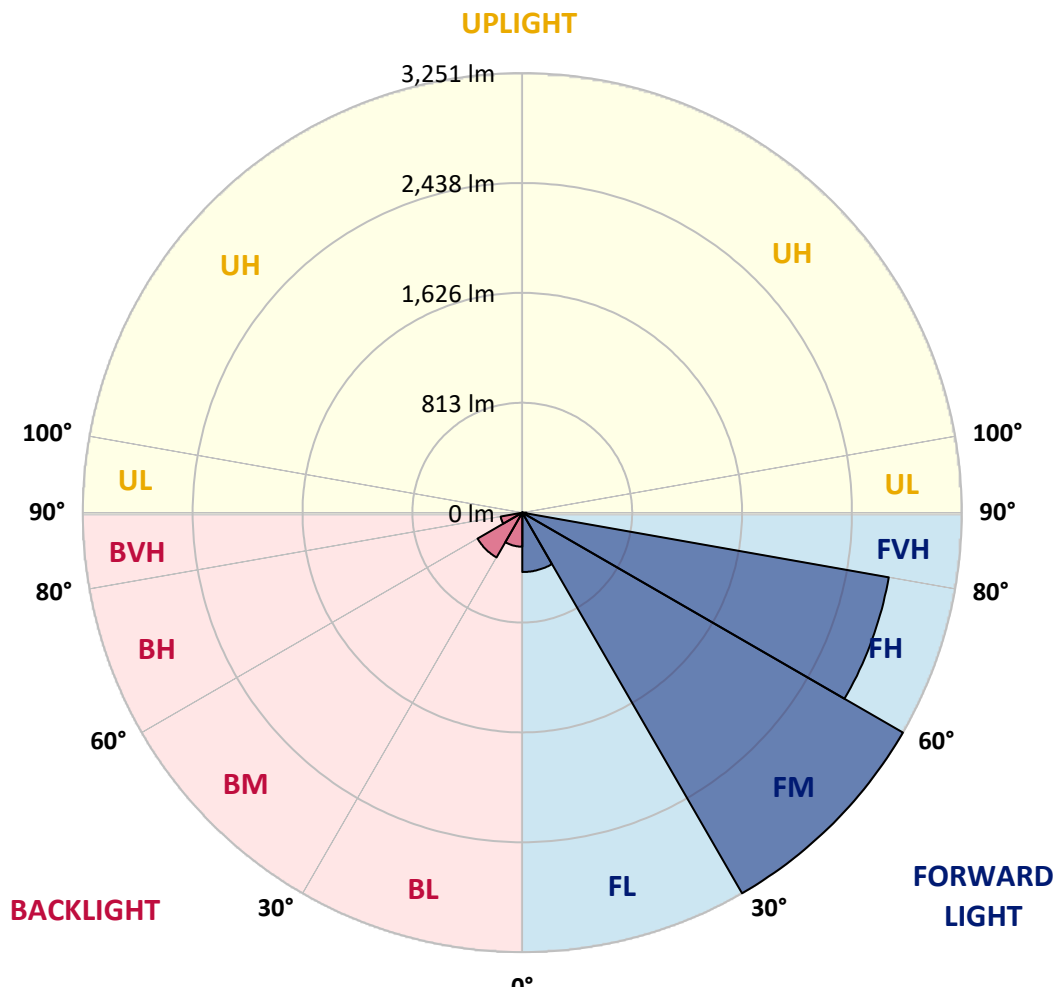
CATALOG NUMBER: GWC-SA2B-727-U-T3-HSS

LUMINAIRE CLASSIFICATION SYSTEM LUMEN TABLE AND BUG RATING:

Zone	Lumens	% Fixture	Zone Rating/Lumen Limit		
			B	U	G
FL (0°-30°)	439.4	6.0			
FM (30°-60°)	3251.1	44.7			
FH (60°-80°)	2752.7	37.9			G2/5000
FVH (80°-90°)	29.7	0.4			G1/100
BL (0°-30°)	251.9	3.5	B1/500		
BM (30°-60°)	382.4	5.3	B1/1000		
BH (60°-80°)	162.4	2.2	B1/500		G1/500
BVH (80°-90°)	0.6	0.0			G0/10
UL (90°-100°)	0.0	0.0		U0/0	
UH (100°-180°)	0.0	0.0		U0/0	

BUG Rating: B1-U0-G2

Type III Short





REPORT NUMBER: P386566

CATALOG NUMBER: GWC-SA2B-727-U-T3-HSS

CANDELA DISTRIBUTION (FULL):

	0°	5°	15°	25°	35°	45°	55°	57°	65°	75°	85°
0°	863.9	863.9	863.9	863.9	863.9	863.9	863.9	863.9	863.9	863.9	863.9
2.5°	843.6	847.4	850.1	851.8	853.9	858.4	859.7	861.8	862.8	862.8	865.2
5°	810.2	814.4	820.2	825.0	834.6	847.0	856.0	859.4	865.6	871.1	874.2
7.5°	779.3	784.1	791.0	802.3	818.8	838.8	857.3	862.1	874.2	885.9	891.7
10°	759.4	763.1	772.1	788.2	809.9	837.7	863.9	869.7	890.3	909.9	920.9
12.5°	752.5	755.9	765.2	783.4	810.2	842.9	879.0	887.6	917.8	946.4	961.8
15°	762.5	763.1	773.1	790.3	816.8	855.6	904.1	914.4	952.6	989.7	1008.9
17.5°	801.0	797.9	803.0	810.6	831.6	872.5	930.6	946.0	996.9	1040.6	1058.8
20°	897.2	897.2	885.5	864.9	865.2	898.6	966.3	983.8	1046.1	1096.6	1113.1
22.5°	1061.9	1058.8	1035.4	984.9	938.5	943.6	1010.0	1032.7	1105.2	1159.2	1164.7
25°	1259.9	1256.1	1220.0	1148.8	1068.4	1016.5	1069.1	1095.2	1175.7	1223.4	1212.1
27.5°	1469.6	1466.5	1430.7	1342.4	1227.9	1132.7	1139.6	1164.3	1247.5	1294.6	1258.5
30°	1672.7	1673.8	1638.4	1547.6	1418.0	1280.8	1228.9	1243.4	1317.3	1365.1	1313.5
32.5°	1865.9	1867.3	1836.7	1735.3	1614.3	1453.1	1352.7	1348.9	1398.4	1445.5	1386.4
35°	2038.2	2041.6	2020.6	1941.9	1813.7	1644.9	1513.2	1504.3	1513.6	1566.9	1498.1
37.5°	2204.2	2206.2	2190.4	2124.1	2016.8	1855.6	1716.0	1703.3	1683.4	1724.3	1645.6
40°	2386.0	2380.9	2362.7	2302.5	2210.4	2088.3	1934.0	1912.0	1877.3	1913.7	1839.5
42.5°	2555.2	2549.3	2552.4	2484.4	2406.7	2327.6	2188.0	2150.2	2129.9	2171.9	2077.3
45°	2766.6	2763.5	2773.8	2714.7	2651.8	2594.4	2479.2	2437.9	2429.0	2478.2	2365.1
47.5°	2975.2	2982.8	3014.8	2989.7	2964.2	2913.7	2787.5	2769.0	2774.5	2834.0	2668.6
50°	3149.2	3158.1	3245.8	3274.7	3311.4	3281.9	3155.4	3144.0	3165.7	3219.3	2995.2
52.5°	3275.0	3293.2	3402.2	3535.2	3669.3	3689.2	3563.1	3552.8	3582.0	3590.2	3247.5
55°	3362.3	3378.5	3501.9	3745.3	4018.2	4104.1	4025.8	3985.9	3980.4	3898.9	3512.9
57.5°	3377.8	3376.1	3553.4	3881.0	4291.8	4513.6	4464.1	4424.9	4312.1	4184.2	3817.1
60°	3290.5	3300.4	3506.3	3928.1	4463.7	4823.3	4827.1	4776.2	4600.5	4461.7	4112.1
62.5°	3021.6	3062.2	3270.2	3804.7	4461.7	4948.1	5093.1	5054.3	4844.3	4688.9	4411.1
65°	2585.8	2600.2	2798.5	3381.9	4160.2	4895.8	5332.7	5318.3	5063.9	4909.6	4564.8
67.5°	1888.3	1857.0	2065.3	2663.1	3522.2	4591.3	5504.6	5522.8	5233.4	4954.9	4401.2
68°	1723.3	1732.5	1894.8	2485.4	3355.1	4483.7	5516.0	5543.8	5250.2	4925.4	4311.8
70°	1027.2	1045.0	1189.8	1711.2	2552.4	3874.9	5393.6	5457.2	5149.9	4620.5	3729.4
72.5°	262.3	283.6	420.4	765.9	1457.9	2730.1	4553.1	4660.7	4471.3	3748.4	2517.7
75°	107.9	113.4	150.2	252.3	543.1	1230.0	3001.0	3231.3	3099.7	2244.1	1137.8
77.5°	74.6	78.4	96.6	139.9	235.1	417.0	1471.3	1637.7	1475.4	765.9	248.2
80°	53.6	56.7	69.1	93.2	135.1	148.8	479.5	554.5	440.4	168.1	61.5
82.5°	32.0	34.4	51.6	66.3	82.2	71.2	119.3	135.4	127.5	83.5	27.5
85°	15.8	18.6	34.7	47.4	44.3	29.9	36.4	40.6	50.2	50.9	14.8
87.5°	1.0	2.1	20.3	28.5	12.4	6.9	10.7	13.1	17.9	25.1	6.2
90°	0.0	0.0	0.0	0.0	0.0	0.0	0.0	0.0	0.0	0.0	0.0



REPORT NUMBER: P386566
 CATALOG NUMBER: GWC-SA2B-727-U-T3-HSS

CANDELA DISTRIBUTION (continued):

	90°	95°	105°	115°	125°	135°	145°	155°	165°	175°	180°
0°	863.9	863.9	863.9	863.9	863.9	863.9	863.9	863.9	863.9	863.9	863.9
2.5°	866.3	866.6	864.2	863.2	863.9	859.7	858.0	858.7	858.7	859.7	858.0
5°	874.9	874.9	870.7	865.2	862.1	854.2	849.1	847.7	846.7	846.0	844.6
7.5°	893.4	891.4	884.1	872.1	861.8	844.6	831.6	824.7	821.2	819.9	818.8
10°	923.3	919.6	907.5	885.2	861.5	830.9	802.3	782.1	765.2	758.3	754.2
12.5°	963.6	958.1	937.8	900.6	859.1	802.7	740.8	681.3	626.0	603.3	592.0
15°	1010.0	1002.1	970.1	913.7	845.0	739.1	604.7	500.5	423.9	395.0	382.6
17.5°	1057.1	1046.7	998.3	922.0	802.7	607.4	424.2	320.4	269.2	255.4	250.6
20°	1104.5	1089.4	1022.7	915.8	707.1	437.9	279.8	234.1	219.3	215.2	213.8
22.5°	1149.5	1126.2	1044.7	891.7	560.0	293.9	221.4	206.9	202.1	199.7	199.0
25°	1188.7	1156.1	1063.9	817.5	396.4	222.1	199.4	194.6	188.4	183.9	184.3
27.5°	1225.5	1186.0	1075.6	695.1	264.4	189.8	184.6	178.1	166.7	160.2	160.2
30°	1269.8	1225.8	1084.2	534.9	194.6	167.8	163.6	153.7	138.2	129.6	129.6
32.5°	1336.5	1286.3	1078.7	375.4	161.2	147.5	137.8	124.1	107.3	99.0	98.7
35°	1438.6	1379.9	1039.5	246.1	142.3	128.2	112.8	95.9	81.1	74.3	73.9
37.5°	1576.1	1505.0	951.5	176.0	127.5	110.3	91.8	73.2	62.2	57.8	57.4
40°	1754.5	1650.4	825.7	142.7	113.8	93.2	70.8	56.7	49.2	45.7	46.1
42.5°	1968.7	1806.1	674.8	123.1	100.4	76.7	55.3	44.7	39.9	37.5	36.8
45°	2206.6	1959.8	516.7	109.7	87.0	61.9	43.3	35.4	31.6	30.3	30.3
47.5°	2468.2	2109.3	378.1	98.0	72.5	47.8	34.7	28.9	25.8	24.8	24.4
50°	2705.7	2213.1	272.6	85.6	59.5	37.8	28.2	24.1	22.0	20.6	20.6
52.5°	2903.7	2245.8	200.8	72.2	48.1	30.3	23.4	20.6	18.6	17.5	17.5
55°	3078.0	2232.4	149.2	59.5	38.8	24.8	19.9	17.5	15.8	14.8	14.8
57.5°	3245.1	2189.1	111.4	48.5	31.3	19.9	16.8	14.8	13.1	12.4	12.4
60°	3381.6	2116.9	82.8	39.2	25.1	16.2	14.1	12.0	10.7	9.6	9.6
62.5°	3492.3	2037.1	60.8	32.3	19.9	12.7	11.0	10.0	7.9	6.9	6.9
65°	3492.9	1904.8	45.7	26.8	15.5	10.0	8.3	7.9	5.2	4.1	3.8
67.5°	3240.3	1642.1	35.1	23.0	12.0	7.6	6.2	6.5	2.8	1.7	1.4
68°	3148.5	1575.4	33.0	22.7	11.3	7.2	5.8	6.5	2.4	1.4	1.0
70°	2654.5	1253.3	26.5	22.0	10.0	5.5	4.8	6.5	2.1	1.0	0.7
72.5°	1697.8	727.4	19.6	17.5	7.6	4.1	3.1	5.8	2.1	0.7	0.3
75°	722.6	225.5	13.4	12.4	4.5	3.1	2.1	3.8	1.4	0.3	0.0
77.5°	152.3	50.9	7.9	7.6	3.1	2.1	1.4	1.0	0.3	0.0	0.0
80°	39.2	14.8	4.1	3.8	1.7	1.0	0.7	0.0	0.0	0.0	0.0
82.5°	12.4	5.8	2.4	1.7	0.7	0.0	0.0	0.0	0.0	0.0	0.0
85°	6.2	3.4	1.4	0.7	0.0	0.0	0.0	0.0	0.0	0.0	0.0
87.5°	3.4	1.0	0.3	0.0	0.0	0.0	0.0	0.0	0.0	0.0	0.0
90°	0.0	0.0	0.0	0.0	0.0	0.0	0.0	0.0	0.0	0.0	0.0

Signify Classified - Internal
Cooper Lighting Solutions Photometric Lab
1121 Highway 74 South
Peachtree City, GA 30269

Scaled Data Report



Report Generated By 670245982

Signify Classified - Internal
Cooper Lighting Solutions Photometric Lab
1121 Highway 74 South
Peachtree City, GA 30269

Scaled Data Report



Signify Classified - Internal
Cooper Lighting Solutions Photometric Lab
1121 Highway 74 South
Peachtree City, GA 30269

Scaled Data Report



Signify Classified - Internal
Cooper Lighting Solutions Photometric Lab
1121 Highway 74 South
Peachtree City, GA 30269

Scaled Data Report





--- HS — SS

Signify Classified - Internal
Cooper Lighting Solutions Photometric Lab
1121 Highway 74 South
Peachtree City, GA 30269

Scaled Data Report



u

Signify Classified - Internal
Cooper Lighting Solutions Photometric Lab
1121 Highway 74 South
Peachtree City, GA 30269

Scaled Data Report



Signify Classified - Internal
Cooper Lighting Solutions Photometric Lab
1121 Highway 74 South
Peachtree City, GA 30269

Scaled Data Report



(END OF REPORT)